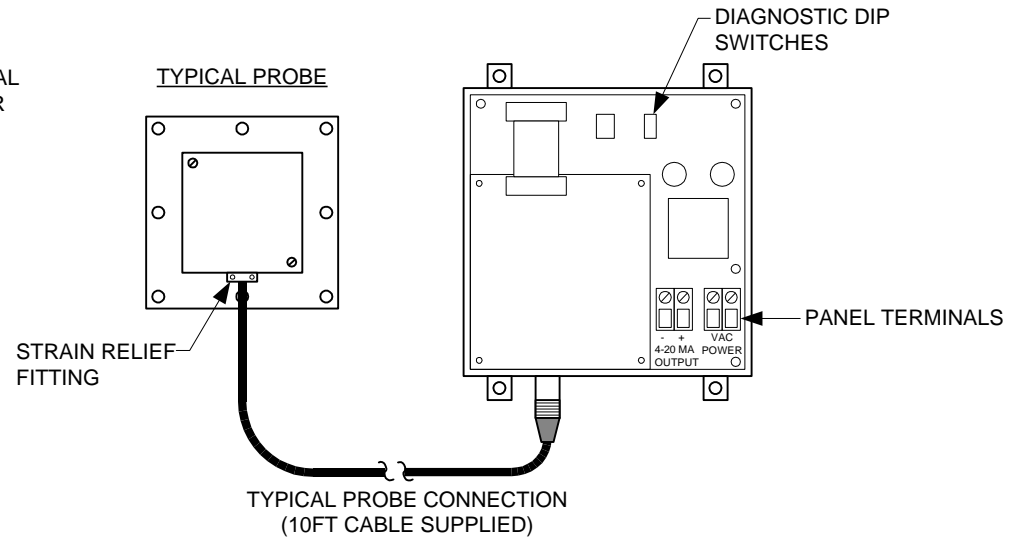
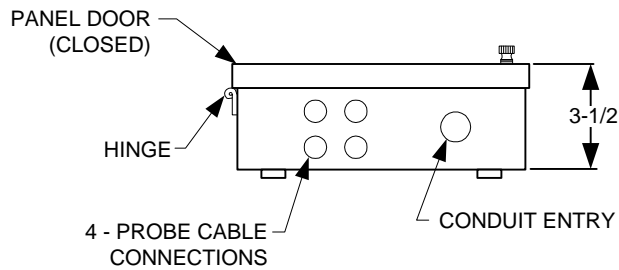


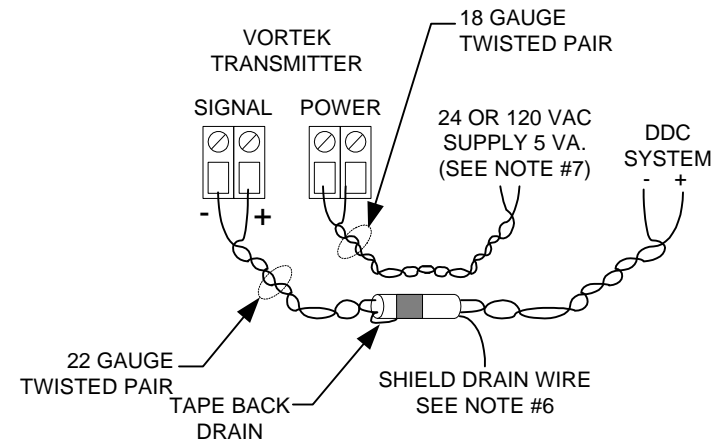
**FRONT VIEW**



**INTERIOR VIEW**



**FRONT VIEW**



**OUTPUT SIGNAL**

- 4-20 MA
- 1-5 VDC
- 2-10 VDC

**NOTES:**

1. MOUNT TRANSMITTER ON VERTICAL SURFACE, WALL, DUCT, ECT.
2. TRANSMITTER IS DESIGNED FOR INDOOR MOUNTING ONLY.
3. PROBE CABLE CAN BE PLUGGED INTO ANY INPUT CONNECTOR ON TRANSMITTER.
4. POWER AND SIGNAL CAN BE RUN SEPARATELY IF DESIRED.
5. THE ENCLOSURE OF THIS PRODUCT IS NOT FOR WASHDOWN OR OUTSIDE APPLICATION.
6. SHIELD DRAIN WIRE SHOULD TERMINATE IN ACCORDANCE WITH THE REQUIREMENTS OF THE RECEIVING DEVICE.
7. STANDARD PRODUCT IS 24VAC, 120VAC OPTIONAL.



ENGINEERING DEPARTMENT  
41 EAGLE ROAD  
DANBURY, CT 06810  
(203) 791-1400 PHONE  
(203) 798-6534 FAX

**VORTEK 5000**  
STANDARD TRANSMITTER

**INSTALLATION DRAWING**  
WIRING & MOUNTING

REVISION: F	ECN:261	DWG NO.: WD-5
REVISION DATE: 1/5/99		DRAWN BY:TLH
FILENAME:WD5000		JOB NO.: