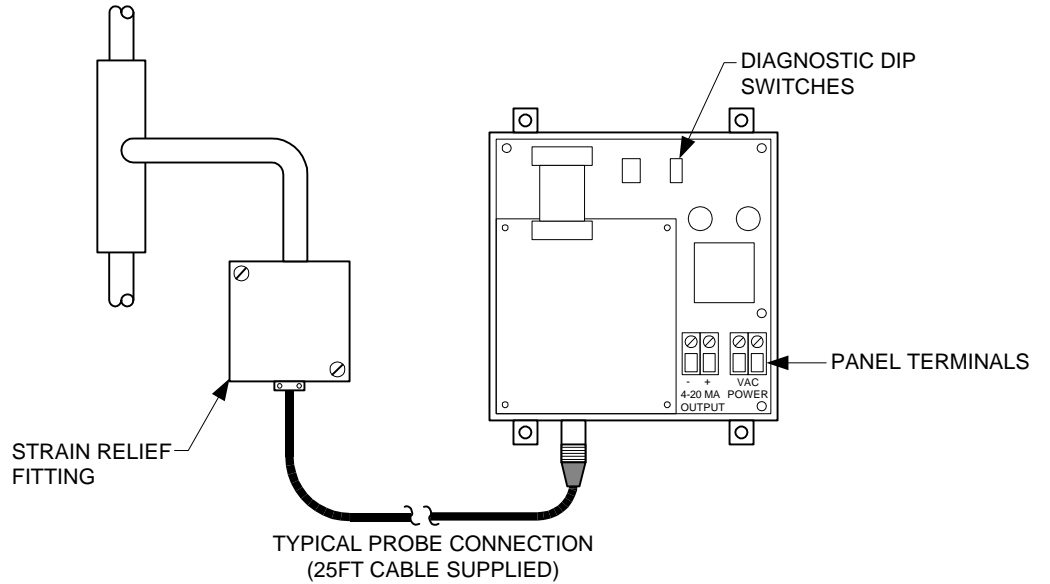
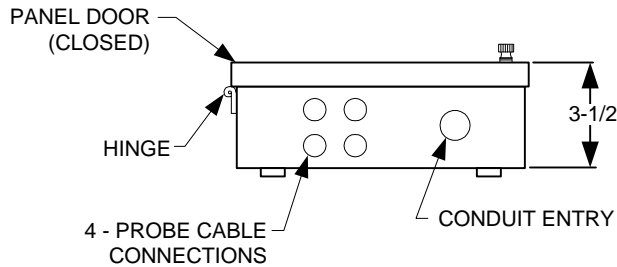


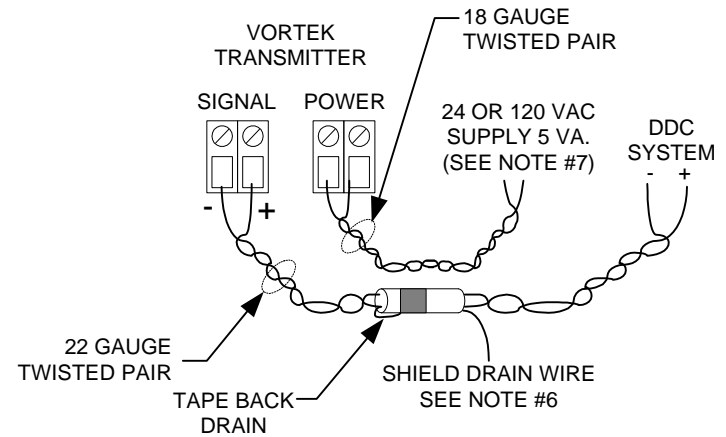
FRONT VIEW



INTERIOR VIEW



FRONT VIEW



OUTPUT SIGNAL

- 4-20 MA
- 1-5 VDC
- 2-10 VDC

NOTES:

1. MOUNT TRANSMITTER ON VERTICAL SURFACE, WALL, DUCT, ECT.
2. TRANSMITTER IS DESIGNED FOR INDOOR MOUNTING ONLY.
3. PROBE CABLE CAN BE PLUGGED INTO ANY INPUT CONNECTOR ON TRANSMITTER.
4. POWER AND SIGNAL CAN BE RUN SEPARATELY IF DESIRED.
5. THE ENCLOSURE OF THIS PRODUCT IS NOT FOR WASHDOWN OR OUTSIDE APPLICATION.
6. SHIELD DRAIN WIRE SHOULD TERMINATE IN ACCORDANCE WITH THE REQUIREMENTS OF THE RECEIVING DEVICE.



ENGINEERING DEPARTMENT
41 EAGLE ROAD
DANBURY, CT 06810
(203) 791-1400 PHONE
(203) 798-6534 FAX

VORTEK 7000
STANDARD TRANSMITTER <25"

FAN INLET TRANSMITTER AND WIRING DIAGRAM

REVISION: F	ECN: 261	DWG NO.: W-7A
REVISION DATE: 2/10/99		DRAWN BY: TLH
FILENAME: WD7000-25		JOB NO.: